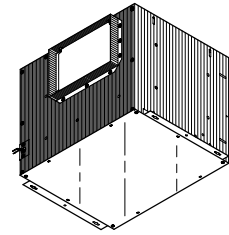


LOSONE SELECT® IN-LINE VENTILATORS MODELS L900L & L1500L



Incredibly reliable. Unbelievably quiet. Offering the CFM choices you need at the lowest sound levels in the industry.

FEATURES

BLOWER:

- Low RPM for quiet operation
- Resilient anti-vibration mounts
- Dynamically-balanced, polymeric, centrifugal blower wheel for quiet, efficient performance
- Permanently lubricated, thermally protected motor
- Plug-in motor rated at 120 VAC
- Designed for continuous operation

HOUSING:

- Rugged galvanized steel
- May be installed in ceiling or wall (size permitting) 8-position mounting brackets for easy installation and greater adaptability to various mounting requirements
- Automatic backdraft damper located within duct connector
- Factory-shipped in horizontal discharge position for 8" x 12" ductwork
- May be converted to vertical discharge

CONTROLS:

- Model 57V (Ivory) / 57W (White) Electronic Variable Speed Control
- Model 59V (Ivory) / 59W (White) 60-Minute Time Control
- Model 61V (Ivory) / 61W (White) 15-Minute Time Control
- Model 71V (Ivory) / 71W (White) 12-Hour Time Control
- Electronic Variable Speed Controls
- Model 72V (Ivory) / 72W (White) 6-Amp
- Model 80L Electronic Speed Control (Internal) (For use with L900L only.)

TYPICAL SPECIFICATION

Ventilator shall be Broan Model L900L, (L1500L).

Ventilator shall have galvanized steel housing. Housing to have adjustable mounting brackets.

Automatic backdraft damper to be located within duct connector. Duct connector, blower assembly and wiring plate shall be adjustable for either horizontal or vertical installation.

Blower unit shall be removable from housing and will have a metal, centrifugal-type blower wheel. Motor to be permanently lubricated and mounted with resilient anti-vibration mounts. RPM not to exceed number listed for each model.

Air delivery shall be no less and sound levels no greater than listed for each model. All air and sound ratings shall be certified by AMCA. Units to be UL and cUL listed.



"Broan-NuTone LLC certifies that the models shown herein are licensed to bear the AMCA Seal. The ratings shown are based on tests and procedures performed in accordance with AMCA Publication 211 (and AMCA Publication 311 if sound is also certified) and comply with the requirements of the AMCA Certified Ratings Program"

Broan-NuTone LLC, 926 West State Street, Hartford, WI 53027 (1-800-637-1453)
Broan-NuTone Canada, Inc., 1140 Tristar Drive, Mississauga, Ontario, L5T 1H9 (1-888-882-7626)

REFERENCE	QTY.	REMARKS	Project
			Location
			Architect
			Engineer
			Contractor
			Submitted by Date

PERFORMANCE RATINGS - LOSONE SELECT® IN-LINE VENTILATORS MODELS L900L & L1500L

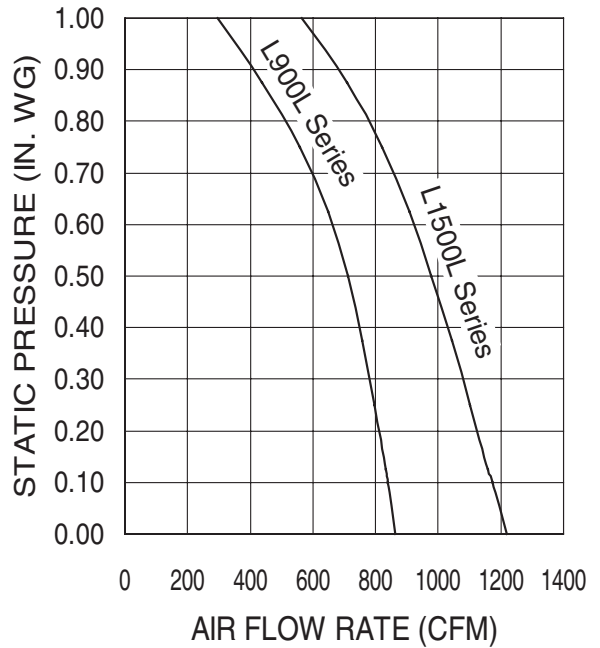
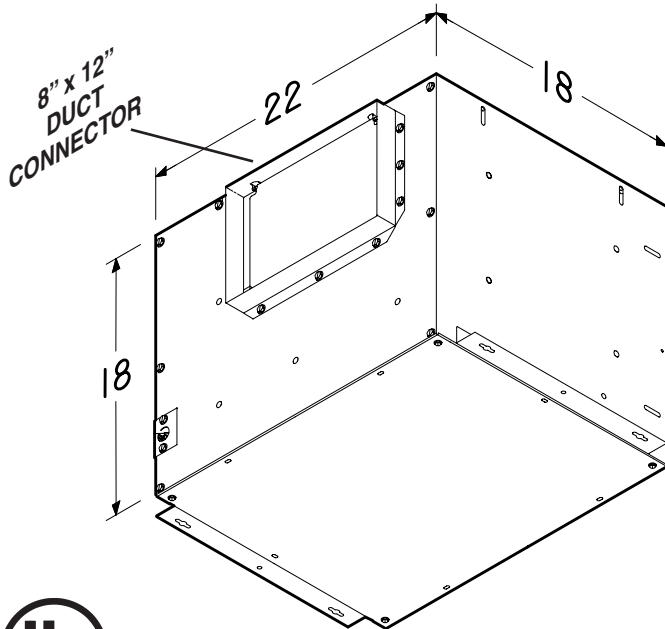
AMCA LICENSED PERFORMANCE

CFM / SONES - AT STATIC PRESSURES (Ps - inches of H ₂ O)																
MODEL NO.	NOMINAL VOLTAGE		0.0" Ps	.10" Ps	.125" Ps	.250" Ps	.375" Ps	.50" Ps	.625" Ps	.750" Ps	.875" Ps	1.0" Ps	NOMINAL RPM	AMPS @60 Hz	WATTS	
L900L	120 VAC	CFM St.Thr.	930	902	894	853	807	754	685	587	442	300	810	3.0	306	
		SONES St.Thr.	3.7	3.8	3.8	3.8	3.7	3.8	3.9	4.0	4.0	4.1				
		CFM Rt.Ang.	795	778	772	743	709	668	613	527	432	291	755	3.0	306	
		SONES Rt.Ang.	4.3	4.5	4.4	4.6	4.4	4.2	4.1	4.3	4.2	4.3				
L1500L	120 VAC	CFM St.Thr.	1275	1228	1214	1152	1092	1029	958	871	764	631	1055	5.9	468	
		SONES St.Thr.	6.8	6.8	6.7	6.5	6.3	6.0	6.0	6.0	6.0	6.1				
		CFM Rt.Ang.	1160	1117	1106	1051	998	928	856	769	657	499	1020	5.9	468	
		SONES Rt.Ang.	7.9	7.8	7.9	7.4	7.1	6.8	6.3	5.9	5.4	5.4				

Performance ratings include the effects of backdraft damper in the airstream. Speed (RPM) shown is nominal. Performance is based on actual speed of test. The sound ratings shown are loudness values in fan sones at 5' (1.5m) in a hemispherical free field calculated per AMCA Std. 301. Values shown are for Installation Type D: Ducted inlet, Ducted outlet. Ratings do not include the effect of duct end correction. Performance ratings include the effects of 18 feet of round inlet duct and, if needed, a rectangular to round duct transition in the airstream. Performance shown is for Installation Type D: Ducted inlet, Ducted outlet.



"Broan-NuTone LLC certifies that the models shown herein are licensed to bear the AMCA Seal. The ratings shown are based on tests and procedures performed in accordance with AMCA Publication 211 (and AMCA Publication 311 if sound is also certified) and comply with the requirements of the AMCA Certified Ratings Program."



WEIGHT

MODEL NO.	SHIPPING WT.
L900L	64.4 lbs.
L1500L	64.5 lbs.



Broan-NuTone LLC, 926 West State Street, Hartford, WI 53027 (1-800-637-1453)
Broan-NuTone Canada, Inc., 1140 Tristar Drive, Mississauga, Ontario, L5T 1H9 (1-888-882-7626)