



INNOVATION &  
QUALITY FROM THE  
INVENTORS OF THE  
MODERN DOORBELL

*A preferred choice of electrical pros since 1936.*

# THE NUTONE® DIFFERENCE

## Wired Doorbells

- 4 Smart Video Doorbell
- 5 Wired & Wireless Doorbells
- 6 Traditional Musical
- 7 Specialty Electronic
- 8 Decorative
- 9 Builder Kits
- 10 Junction Box Transformer
- 10 Accessories – Transformers
- 11-12 Wired Pushbuttons

## Wireless Doorbells

- 13 Portable
- 14 Plug-In
- 14 Mechanical Thru-Door Greeter
- 15 Wireless Pushbuttons

**NuTone doorbells offer a wide selection to complement your style.**

NuTone is the right choice in chimes and pushbuttons – from contemporary to traditional styles, musical, portable doorbells or wireless – the choice is yours.

## Innovation

As the inventor of the modern doorbell, NuTone has a tradition of innovation and quality that dates back to 1936. NuTone continually researches and develops new products with the consumer in mind.



### Smart Video Doorbell

See and speak to visitors from anywhere in the world. Receive notifications when someone is at your door, whether they ring or not.

### MP3 Customizable Doorbell

Program your doorbell's chime to play any song or sound, such as seasonal music and holiday songs or sounds to support your favorite sports teams.

### NEW Kinetic Technology

Utilize kinetic energy with a pushbutton that creates its own power and transmits a signal wirelessly to the receiver chime. No batteries or wires required!

### Wireless Models



Extended Operating Range



High Quality Digital Audio



Volume Control

### Doorbell Kits with EZ Install Transformer

Not all transformers are equal. In fact, our transformers feature an easy-to-install lock-mount or wall-mount that can reduce installation time by 25%.

### Hearing Impaired Strobe Light

The built-in strobe light is ideal for hearing impaired or noisy environments.

### Transformer with Built-In Thermal Cut Off

Designed to shut off the doorbell system in the event of excessive temperature.





# NUTONE KNOCK™ SMART VIDEO DOORBELL CAMERA

## DCAM100

### Visibility and Security – whether you're home or away

No more wondering "Who's there?" No more guessing if the children arrived home safely from school, or whether the mailman delivered your package. NuTone Knock lets you know when someone is at your door. The motion-sensing camera works day or night, so you never miss another visitor. You can even speak to anyone who rings the doorbell from anywhere in the world – with your smart phone or tablet. The Do Not Disturb feature lets you set quiet hours for family time, movie time or naptime.

Ideal for challenging weather conditions, NuTone Knock can handle the sweltering heat of the desert or the extreme cold of the upper Midwest. With an IP65 weatherproof rating to protect against dust and water, it is more dependable than other leading brands. NuTone Knock works with a home's existing doorbell wiring and installs in minutes.



**Dimensions:**  
5.5"h x 1.9"w x 1"d



### Reliable Security

- Weatherproof to protect against dust and water.
- Rated for temperatures as low as -22°F and as high as 122°F.
- More dependable in extreme weather than the other leading brands.

### See and Speak to Visitors

- See your entire entry area with the 180° view 720p HD camera.
- Night vision camera for low light conditions.
- Speak to visitors with two-way audio.

### Motion Detection

- Receive alerts when someone approaches the door.
- Block out high traffic areas to reduce false motion alerts.
- Heat sensor prevents nuisance motion triggering from leaves and debris.

### Do Not Disturb

- Set quiet hours to turn off the chime.
- Make sure visitors do not disturb the baby's nap, family time or movie night.

### Keep a Record of Visitors

- Record video or take snapshots on demand.
- Automatically saves a snapshot whenever the doorbell button is pressed.
- Automatically saves video to the cloud whenever motion is detected or the button is pressed.\*

### Installs in Minutes

- Feedback from the doorbell guides you through the installation process, no need to find or replace the transformer.
- NuTone Knock will tell you if the transformer voltage is too low.
- Connects to existing doorbell wiring.
- Compatible with all NuTone mechanical, wired door chimes and LA227WH Wi-Fi Chime.

## ALSO AVAILABLE:



### Wi-Fi Chime – LA227WH

- Plug into any outlet to hear your NuTone Knock chime throughout your home.
- Includes 16 pre-loaded chime melodies.
- Makes installation even easier.



### Optional Flush Mount – DCAM100FM

- An even sleeker profile allows for seamless integration into your home design.
- All of the same great features as the DCAM100.
  - Rough-in box DCAM100RB is required for installation (sold separately)

# NUTONE® MP3 AND WIRELESS DOORBELL

## LA600WH

Easily upload MP3 files to truly customize your doorbell's notifications with your favorite sound or song. The doorbell's chime can be hard-wired to a transformer or wireless with 3 "D" batteries. 128MB memory allows for storage of up to 40 songs or sounds, offering a variety of notification options to fit any time of the year.

### MP3 Customizable

Now you can program your doorbell to play any song or sound, such as seasonal music and holiday songs or sounds to support your favorite sports teams.



Uses a 16-volt transformer.

Dimensions: 6" w x 9 1/2" h x 2 1/4" d



PAINT



VOLUME CONTROL

- **Wired or wireless installation** options make this an easy install for your home; installs in less than 15 minutes in most applications.
- **Audio controls** allow you to select the volume desired and a 5, 10 or 20-second or full song operation time to create the perfect chime without the need for additional software.
- **High quality digital audio** provides clear, crisp sound that will ring throughout the entire home.
- **128MB of memory** provides space for you to upload up to 40 songs or sounds, allowing you to store a variety of sounds for the whole year.
- **Includes 8 pre-loaded door notifications** such as Westminster, 2-note and single-note sounds so you can select just the right greeting.
- **Operates with most NuTone® wired pushbuttons** and the PB78LWHCL wireless pushbutton so you can create the chime set-up that works for your lifestyle.
- **Molded plastic cover** is paintable to blend perfectly in whatever room you mount it in.



## TRADITIONAL MUSICAL



### LA70MA\*

Genuine maple wood eight-note chime in a distinctive "column" design with three brass-finish chime tubes.

For up to three entrances, eight-note or four-note chime for front door, and one-note tone for second and third doors. Features adjustable volume control.

**Includes a 16-volt transformer.**

**Dimensions:** 10 <sup>3</sup>/<sub>8</sub>" x 15 <sup>1</sup>/<sub>2</sub>" x 4 <sup>3</sup>/<sub>4</sub>"  
(not suitable for staining)

\*LA70MA needs additional wire from transformer to chime



VOLUME  
CONTROL



### LA305WL

This chime is available in a beautiful walnut finish which features a beveled edge, raised brushed brass insert with floral design and brushed brass resonance chambers.

For up to three entrances, eight-note or four-note chime for front door, and separate one-note tone for second and third doors. Can easily replace existing two-note chime without rewiring.

**Uses a 16-volt transformer.**

**Dimensions:** 10" x 16 <sup>5</sup>/<sub>8</sub>" x 4 <sup>1</sup>/<sub>4</sub>"



### LA310CY

With a fine cherry finish and exquisite sound, the LA310CY is perfect for new construction or retrofit installations.

For up to three entrances, eight-note or four-note chime for front door, and separate one-note chime for second and third doors. Can easily replace existing two-note chime without rewiring.

**Uses a 16-volt transformer.**

**Dimensions:** 12" x 18 <sup>3</sup>/<sub>4</sub>" x 4 <sup>7</sup>/<sub>8</sub>"



### LA11WH or LA11BG

LA11WH white or LA11BG honey beige textured finish. Two-note chime for front door, single-note for second door. Can easily replace existing two-note chime without rewiring.

**Uses a 16-volt transformer.**

**Dimensions:** 8 1/8" x 5 1/2" x 2 3/8"

### LA14WH

Designed to be flush mounted. White louvered grille can be painted to match decor so the chime is only heard and not seen. Two-note chime for front door, single-note for second door.

**Uses a 16-volt transformer.**

**Dimensions:**

Cover - 5 5/8" x 7 7/8"

Cutout - 4 7/8" x 7"

Housing - 1 7/8"



PAINT



### LA18WH

Vertical panels in classic white. Two-note chime for front door, single-note for second door. Can easily replace existing two-note chime without rewiring.

**Uses a 16-volt transformer.**

**Dimensions:** 7 7/8" x 8" x 2 1/2"



### LA100WH

Molded white cover with beveled edges and rectangular grooves. Can easily replace existing two-note chime without rewiring.

**Uses a 16-volt transformer.**

**Dimensions:** 5 7/8" x 7 1/2" x 2 1/8"



### LA202WH

Molded white cover may be painted or wallpapered to match room decor. Can easily replace existing two-note chime without rewiring.

**Uses a 16-volt transformer.**

**Dimensions:** 8 3/8" x 8 3/8" x 2"



PAINT



## SPECIALTY ELECTRONIC

Your doorbell is a unique statement of your personality. White louvered grille is flush mounted to your wall for an unassuming presence that can be painted to match your décor.



PAINT



VOLUME CONTROL

### LA174WH Recessed Westminster Chime

Recessed electronic chime with flush-mount white louvered grille. Can be painted to match decor so it is only heard and not seen. Eight-note tune for front door, two-note chime for second door, and one single-note for third door. Adjustable volume.

**Includes a 16-volt transformer.**

**Dimensions:**

Cover - 6 3/4" x 8 5/8"

Cutout - 5 3/8" x 7 1/8"

Housing - 2 3/4"

The LA174WH Chime is compatible with all NuTone® intercom systems.

## DECORATIVE

Whether you enjoy timeless simplicity, contemporary sophistication or classic style, NuTone® has the answer. Our wide selection of decorative chimes is the perfect complement to your home.



### LA39WH

Unique chord tone for front door, single-note for second door. Can be painted or wall-papered so it virtually disappears. Can easily replace existing two-note chime without rewiring.

**Uses a 16-volt transformer.**

#### Dimensions:

7 1/2" x 10 1/2" x 2 1/8"



PAINT



### LA107WH

Classic vertical panel design in white. Molded plastic cover. Powered by a 16-volt transformer or four "D" batteries. Two-note chime for front door, single-note for second. Can easily replace existing two-note chime without rewiring.

#### Dimensions:

7 3/8" x 9" x 2 3/4"



### LA126WH

Compact, classic design. Molded plastic cover. Two-note chime for front door, single-note for second door. Can easily replace existing two-note chime without rewiring.

**Uses a 16-volt transformer.**

#### Dimensions:

8" x 6" x 2 1/4"



### LA130WH

High gloss white, wood cover. Two-note chime for front door, single-note for second door. Can easily replace existing two-note chime without rewiring.

**Uses a 16-volt transformer.**

#### Dimensions:

7 1/2" x 5 3/4" x 2 3/8"



### LA139WH

Traditional-style design. Two-note chime for front door, single-note for second door. Can easily replace existing two-note chime without rewiring.

**Uses a 16-volt transformer.**

**Dimensions:** 10 1/4" x 6 3/8" x 3 3/8"



### LA140WH

Classic arched top in cabinet-style design. Two-note chime for front door, single-note for second door. Can easily replace existing two-note chime without rewiring.

**Uses a 16-volt transformer.**

**Dimensions:** 9 3/4" x 7" x 3"



# BUILDER KITS

Everything you need in one convenient kit.

High quality and innovative styles set NuTone® builder kits apart from the others. Our doorbell kits feature a graceful curved style cover with a rich, textured face. It's the perfect complement to the high quality materials today's consumers expect. Even our transformer has been updated with a design that incorporates a heavy-duty attachment nut. NuTone understands what is important to you. Our doorbell kits take one more worry out of your way.

Our sturdy C905 transformer features a new mounting nut to facilitate installation.



Thermal cut-off  
Threaded lock-nut easily attaches to electrical box  
Stud-mount brackets




Basic Chime

Recessed Chime



Lighted Button

Unlighted Button



Lighted Round Button

Oil-Rubbed Bronze Stucco

Satin Nickel Stucco

Polished Brass Available Lighted or Unlighted Stucco


Choose from stucco buttons in contemporary finishes. Lighted and unlighted buttons are available **with non-sticking action**.

Model#	Chime Style	Lighted Round Button	Lighted Button	Unlighted Button	Stucco Button
BK105	Basic	-	-	-	-
BK110NBWH	Basic	-	-	1	-
BK115LWH	Basic	-	1	-	-
BK120NBWH	Basic	-	-	2	-
BK125LWH	Basic	-	2	-	-
BK131LPB	Basic	-	-	-	1 Lighted Polished Brass Stucco
BK131LSN	Basic	-	-	-	1 Lighted Satin Nickel Stucco
BK131LRBZ	Basic	-	-	-	1 Lighted Oil-Rubbed Bronze Stucco
BK144LCL	Basic	1	-	-	-
BK147LWH	Recessed	-	1	-	-

The BK105 is a chime only kit. All other builder kits include a C905 transformer.

# BUILDER KITS – JUNCTION BOX TRANSFORMER

Now, rather than mounting the transformer in a remote location and running wires to various points, NuTone® puts everything in one package. With our patented system, just run the wire, connect and drop the entire transformer in the junction box. Two simple low voltage connections later and the chime is running. NuTone ends the back and forth, up and down runaround by keeping everything conveniently packaged in one location. Choose a kit with one or two standard buttons, or one stucco button.



**Step One:**  
Install a junction box where the chime is to be installed.



**Step Two:**  
Wire the transformer as you would any common receptacle.



**Step Three:**  
Drop the transformer in and attach to the junction box. Connect low voltage wires to the chime and mount it directly to the transformer. The transformer works in any standard, single-gang junction box.

Model#	Chime	Push Button	Junction Box Transformer
BK240LWH	1	1 Lighted White	1
BK240SLPB	1	1 Lighted Polished Brass Stucco	1
BK242LWH	1	2 Lighted White	1
BK240LSN	1	1 Lighted Satin Nickel Stucco	1

# BUILDER KITS – LINE VOLTAGE DOORBELL

This innovative new builder kit will cut installation time by over 60% (vs. standard builder kits) thanks to a built-in transformer that allows the chime to connect directly to line voltage. A variety of pushbutton options, including a wireless, battery-free option, make this the most versatile doorbell kit on the market. The Line Voltage Doorbell Kit comes pre-loaded with front and rear tones with wired pushbuttons and 8 different tones when paired with wireless pushbuttons. The electronic chime tones offer clean, loud sound quality that can be recognized from anywhere in the home. Choose from 5 kits with chime and pushbuttons included.



Model#	Chime	Push Button
BKL340LWH	1	1 LED Lighted White
BKL342LWH	1	2 LED Lighted White
BKL340LSN	1	1 LED Lighted Satin Nickel Stucco
BKL340LBR	1	1 LED Lighted Oil-Rubbed Bronze Stucco
BKL340KWH	1	1 Kinetic White

# PUSHBUTTONS


Not all doorbell pushbuttons are created equal.

From surface mount to flush mount and polished brass to satin nickel and oil-rubbed bronze, this line of pushbuttons is specifically designed to meet your individual style and function needs. (specification chart on page 12)

## Satin Nickel




## Polished Brass



## Gold



## Antique Brass



## Black



## White



## Oil-Rubbed Bronze



## Buttons



# NUTONE® PUSHBUTTONS

Model#	Lighted or Unlighted	Finish	Surface Mount	Fits Brick Molding	Dimensions
PB4LBL	Lighted	Black	X	X	1 1/8" x 4 3/16"
PB4LBR	Lighted	Oil-Rubbed Bronze	X	X	1 1/8" x 4 3/16"
PB4LSN	Lighted	Satin Nickel	X	X	1 1/8" x 4 3/16"
PB7LBL	Lighted	Black	X	X	2 7/8" x 1" x 3/4"
PB7LPB	Lighted	Polished Brass	X	X	2 7/8" x 1" x 3/4"
PB7LSN	Lighted	Satin Nickel	X	X	2 7/8" x 1" x 3/4"
PB7LWH	Lighted	White	X	X	2 7/8" x 1" x 3/4"
PB7WH	Unlighted	White	X	X	2 7/8" x 1" x 3/4"
PB15LBR	Lighted	Oil-Rubbed Bronze			1 1/4" x 3"
PB15LSN	Lighted	Satin Nickel			1 1/4" x 3"
PB18WHCL	Unlighted	Clear/White		X	1 3/16" Round
PB18LWHCL	Lighted	Clear/White		X	1 3/16" Round
PB19LGL	Lighted	Polished Brass with Antique Hammered Center	X	X	1" x 3 1/8"
PB27LBR	Lighted	Oil-Rubbed Bronze			1 1/2" x 3 1/2"
PB27LSN	Lighted	Satin Nickel			1 1/2" x 3 1/2"
PB53LWH	Lighted	White	X		1 1/4" x 3 1/2"
PB61LPB	Lighted	Polished Brass			1 1/4" x 4 1/2"
PB64LAB	Lighted	Antique Brass		X	1 1/8" x 4 3/4"
PB69LSN	Lighted	Satin Nickel	X	X	1" x 2 3/4"
PB78LWHCL	Lighted	White			1 3/16" Round
PB41BGL	Unlighted	Polished Brass (Escutcheon & Button)			2 1/2" Round
PB41LBGL	Lighted	Polished Brass (Escutcheon & Button)			2 1/2" Round
PB41LBR	Lighted	Oil-Rubbed Bronze (Escutcheon & Button)			2 1/2" Round
PB41LSN	Lighted	Satin Nickel (Escutcheon & Button)			2 1/2" Round
PB41APB41LA	-	Wiring Sleeve			-

## Replacement Bulbs



### PBL2


For all lighted pushbuttons.

### PB18LWHCL

For all round lighted pushbuttons.


\*Not compatible with PB78LWHCL.

## Pushbutton Durability by Design



# DOORBELL ACCESSORIES – TRANSFORMERS

**Quick install transformers, built to last.** Our transformers feature an easy-to-install lock-mount or wall-mount that can reduce installation time by 25%. A second unique feature for added reassurance is the thermal cut-off switch designed to shut off the doorbell system in the event of excessive temperature.



### Transformer C915

16-volt, 10VA transformer for use with most NuTone doorbells. 16-volt, 10VA for a single chime. Fits in standard junction box, run one wire and it's ready for use.



### Transformer C909

Tri-volt transformer: 8-volt, 20VA; 16-volt, 20VA; or 24-volt, 20VA for powering multiple doorbells in one home. 8, 16 or 24-volt 20VA for two doorbells.



### Transformer C907

16-volt, 30VA transformer for powering multiple doorbells in one home. The most powerful transformer we offer. Ideal for large homes with multiple doorbells. 16-volt 30VA for up to three doorbells.



### Transformer C905

16-volt, 10VA transformer for use with most NuTone doorbells. 16-volt 10VA for a single doorbell.



# PORTABLE

## The art of convenience.

NuTone® makes your life easier. Our portable doorbells can go with you, so visitors won't be missed even when you're out on the deck! Active transmitter pushbutton and receiver chime learn process prevents interference from other wireless products.



### Portable Pilot™ Wireless Doorbell LA553WH

Bigger, noisier homes with electronics and surround sound theaters make it harder to hear when a friend is at the door. NuTone brings you the Portable Pilot™ door chime, offering a soft, non-obtrusive design to hang or stand on a flat surface. Select from 8-note Westminster or 15 other pre-programmed sounds. Add more doors with additional NuTone wireless pushbuttons.

**Features adjustable volume control. Wireless range 20 to 300 feet**

**Dimensions:** 6" x 7 5/8" x 2 3/4"

**Peace & Quiet Simplicity with Function**



(Limited Supply Available)

### Americana™ Wireless Doorbell LA552RW

Created with inspiration from timepieces, the beautiful Americana door chime brings the charming warmth of wood together with the wireless technology of today. This NuTone chime features wood and brass design simplicity with volume control. Select from 8-note Westminster or 15 other pre-programmed sounds. Add more doors with additional NuTone wireless pushbuttons.

**Features adjustable volume control. Wireless range 20 to 300 feet**

**Dimensions:** 9 1/4" x 6 7/8" x 2 3/4"

**Inspired by History, Designed for Today**



### LA542WH

Enhanced Cathedral™ sound with adjustable volume. Includes two buttons – one for front door, another for the back door. Select from 8-note Westminster or 15 other pre-programmed sounds. Receiver powered by three "D" batteries (not included).

**Dimensions:**  
4 1/4" x 5 7/8" x 1 3/4"



### LA225WH

Compact, contemporary design. Select from 8-note Westminster or two different 2-note sounds. Receiver mounts to the wall or can be placed on table. Receiver powered by three "AA" batteries (not included). Includes one button.

**Dimensions:**  
2 3/4" x 4 1/4" x 1"



### LA226WH

Contemporary wave design in bright white. Receiver mounts to the wall or can be placed on table. Receiver powered by four "D" batteries (not included). Includes one button. Select from 8-note Westminster or 15 other pre-programmed sounds.

**Dimensions:**  
6" x 7 5/8" x 2 1/4"

## PLUG-IN

### Minimal effort plug-in doorbells.

Easy to install, with no wiring, they are truly the height of convenience. Great for remote locations or noisy environments.



#### LA223WH

White receiver and one button. Just plug the receiver into a convenient wall outlet and it's ready for use. Select from 8-note Westminster or two different 2-note sounds.

**Dimensions:** 3 1/2" x 4 3/8" x 1 1/4"



#### LA224WH

White receiver and one button. Built-in strobe light ideal for hearing impaired or noisy environments. Just plug the receiver into a convenient wall outlet and it's ready for use. Select from 8-note Westminster or two different 2-note sounds.

#### LA224RWH

Receiver only.

**Dimensions:** 3 3/4" x 4 1/2" x 1 5/8"



HEARING IMPAIRED

## MECHANICAL THRU-DOOR GREETER

### See who's on the other side of the door.

This easy-to-install system requires no wiring and rings a two-note chime. Includes a gold anodized name plate with a pushbutton.



#### MCV309NWHGL

The MCV309NWHGL french white greeter with optical lens viewer lets you see who is at the door before you open it. Fits doors 1 1/4" to 2" thick.

**Dimensions:** 3 1/4" x 7 5/8" x 1 1/4"

# WIRELESS PUSHBUTTONS

## Simple, yet stylish.

NuTone® wireless pushbuttons allow you to identify one door from another, by setting each button to ring to a different tone. Active transmitter pushbuttons and receiver chime learn process prevents interference from other wireless products. These pushbuttons work with most NuTone wireless chimes and use a CA23 battery (included).



### PB85BR

Adds additional doors to most NuTone wireless chimes.

**Oil-Rubbed Bronze.**

**Dimensions:** 1 1/4" x 3 3/16" x 7/8"

Does not work with LA600WH  
Uses CR2032 battery



### PB82WH

Sealed button is designed for added durability. Adds additional doors to most NuTone wireless chimes.

**White.**

**Dimensions:** 7/8" x 3 1/8" x 7/8"

Does not work with LA600WH  
Uses CR2032 battery



### PB85SN

Adds additional doors to most NuTone wireless chimes.

**Satin Nickel.**

**Dimensions:** 1 1/4" x 3 3/16" x 7/8"

Does not work with LA600WH  
Uses CR2032 battery



### PB78LWHCL

LED lighted wireless pushbutton.

**White.**

**Dimensions:** 1 3/16" Round

For use with LA600WH only  
Uses "N" battery



### PB340K

Wireless kinetic pushbutton.

**No wires or batteries.**

**White.**

**Dimensions:** 1" x 1" x 3 2/5"

For use with BKL340 series only



[www.NuTone.com](http://www.NuTone.com)

Broan-NuTone LLC • 926 W. State Street  
Hartford, WI 53027 • **888-336-3948**  
In Canada call **877-896-1119**

America's Choice For Green Builders.® Proud to be ENERGY STAR® partners.